


Traffic Parts,

Component parts for
SPAN WIRE

Pic# P/N Description:

1	111	BALANCE ADAPTER,AL	1.5"MNPS	P2
1	6741	BALANCE ADAPTER,BRONZE	1.5"MNPS	P2
1	1533	BALANCE ADAPTER,AL,SSBUSH	1.5"MNPS	P2
2	1775	BALANCE ADAPTER,ALUM,1PC	1.5"FNPSL,2SS	P2
2	1773	BALANCE ADAPTER,GALV,1PC	1.5"FNPSL,2SS	P2
3	1768	BALANCE ADAPTER,AL	1.5"FNPSL,2SS	P2
3	1769	BALANCE ADAPTER,AL,SSBUSH	1.5"FNPSL,2SS	P2
4	5892	BALANCE ADAPTER,AL,DUOSTD	STUDS PARALLEL TO EYE	P2
5	7397	BALANCE ADAPTER,AL,DUOSTD	STUDS PERP TO EYE	P2
6	2731	BAL ADJ,GALV,5/8"WEH	STEEL EYEBOLT	P2
6	5613	BAL ADJ,GALV,5/8"WEH	STEEL EYEBOLT,SSHDWR	P2
6	3069	BAL ADJ,BRONZE,5/8"WEH	STEEL EYEBOLT	P2
6	5616	BAL ADJ,BRONZE,5/8"WEH	STEEL EYEBOLT,SSHDW	P2
6	1010	BAL ADJ,ALUM,3/4"WEH	STEEL EYEBOLT	P2
6	4368	BAL ADJ,ALUM,3/4"WEH	STEEL EYEBOLT,SSBUSH	P2
6	5614	BAL ADJ,ALUM,3/4"WEH	STEEL EYEBOLT,SSHDW	P2
6	5615	BAL ADJ,ALUM,3/4"WEH	STEEL EYE,SSBUSH,SSHDW	P2
7	6313	BAL ADJ,GALV,EZ	1/2"EYEBOLT,3/4"WIDE SLOT	
7	6364	BAL ADJ,GALV,EZ	1/2"EYEBOLT,1/2"WIDE SLOT	
7	6365	BAL ADJ,GALV,EZ	3/4"EYEBOLT,1/2"WIDE SLOT	
7	6366	BAL ADJ,GALV,EZ	3/4"EYEBOLT,3/4"WIDE SLOT	
8	4796	EYEBOLT,BRASS	FOR BALANCE ADJUSTER	P1
9	5193	CLEVIS HANGER,IRON	3/4"X3/4",W/PINS,SPC	COLR
9	4394	CLEVIS HANGER,IRON	3/4"X3/4",W/PINS	P2
9	5117	CLEVIS HANGER,AL	3/4"X3/4",W/PINS	P2
9	5119	CLEVIS HANGER,AL	1/2"X1/2",W/PINS	P2



800.345.6329

97

www.trafficparts.com


©Traffic Parts, Inc.

Traffic Parts,

Component parts for
SPAN WIRE

Pic# P/N Description:

1	2759	CLEVIS HANGER ASSY,AL	SSBUSH,SS CLEV PIN	P2
2	2732	CLEVIS PIN,5/8"X2 1/4"	SS,2 HOLE	
3	6034	CLEVIS PIN,5/8"X2 1/4"	PLTD,(AL SWH/2PC BAL ADJ)	
	6035	COTTER PIN,ZINC PLTD	5/32X1",HUMP PRONG	
4	4262	HANGER,AL,ADJ,UPPER,13.5"		P2
4	5590	HANGER,AL,ADJ,UPPER,13.5"	SSBUSH	P2
5	4263	HANGER,AL,ADJ,LOWER,12"	DUOSTUD PERP TO FIN	P2
5	7652	HANGER,AL,ADJ,LOWER,12"	DUOSTUD ALIGN WITH FIN	P2
6	4264	HANGER,AL,ADJ,LOWER,12"	TRISTUD	P2
6	5976	HANGER,AL,ADJ,LOWER,12"	OCT LOCK,TRISTUD	P2
7	5977	HANGER,AL,ADJ,LOWER,12"	OCT LOCK,1.5"MNPS X 1"	P2
8	4834	HANGER EXTENSION,AL,3'	ADJUSTABLE HANGER ASSY	P2
8	4267	HANGER EXTENSION,AL,6'	ADJUSTABLE HANGER ASSY	P4
9	906	SIGNAL HANGER,ADJUSTABLE	AL,TRISTUD	P4
9	332	SIGNAL HANGER,ADJUSTABLE	AL,TRISTUD,SSHWD	P4
10	3868	SIGNAL HANGER,ADJUSTABLE	AL,W/1.5"MNPS	P4
11	2035	HANGER ASSY,TRISTUD	ONE HOLE,W/HDW	P2
12	5237	ARM ASSY,9",SLIP,TRISTUD	CLOSED END,PLTHDW,YEL	



800.345.6329

98

www.trafficparts.com


©Traffic Parts, Inc.

Traffic Parts,

Component parts for
SPAN WIRE

Pic# P/N Description:

1	6076	ARM ASSY, 9", SLIP, TRISTUD	CLOSED END, PLTHDW, 2SS	P3
2	5238	ARM ASSY, 9", SLIP, TRISTUD	FOR 3/4" CGB, PLTHDW, YEL	
2	6078	ARM ASSY, 9", SLIP, TRISTUD	FOR 3/4" CGB, PLTHDW, 2SS	P3
2	5239	ARM ASSY, 9", SLIP, TRISTUD	FOR 1" CGB, PLTHDW, YEL	
2	6077	ARM ASSY, 9", SLIP, TRISTUD	FOR 1" CGB, PLTHDW, 2SS	P3
3	5619	ARM ASSY, 9", SLIP, TRISTUD	W/HOLE+COVER, PLTHDW	P3
3	6079	ARM ASSY, 9", SLIP, TRISTUD	W/HOLE+CVR, PLTHDW, 2SS	P3
4	7642	ARM ASSY, 9", SLIP, TRIBOLT	FOR 3/4" CGB, PLTHDW, 2SS	P3
5	7643	ARM ASSY, 9", SLIP, TRIBOLT	W/HOLE+CVR, PLTHDW, 2SS	P3
6	7644	ARM ASSY, BOX, SLIP, TRIBOLT	FOR 3/4" CGB, PLTHDW, 4SS	P4
7	7645	ARM KIT, 9", HORIZ, TRISTUD	FOR 3/4" CGB, PLTHDW, SPC	CL
7	7646	ARM KIT, 9", HORIZ, TRISTUD	FOR 3/4" CGB, SS HW, SPC	CLR
7	7647	ARM KIT, 9", HORIZ, TRISTUD	FOR 1" CGB, PLTHDW, SPC	CLR
7	7648	ARM KIT, 9", HORIZ, TRISTUD	FOR 1" CGB, SS HW, SPC	CLR
8	7575	ARM KIT, 9", HORIZ, TRIBOLT	FOR 3/4" CGB, PLTHDW, SPC	CL
8	7576	ARM KIT, 9", HORIZ, TRIBOLT	FOR 3/4" CGB, SS HW, SPC	CLR
9	7588	ARM KIT, HORIZ BOX, TRIBOLT	FOR 3/4" CGB, PLTHDW, SPC	CL
9	7589	ARM KIT, HORIZ BOX, TRIBOLT	FOR 3/4" CGB, SS HW, SPC	CLR
10	2993	HUB, IRON, 3W, SLIP TOP	SPAN WIRE	P3
10	5092	HUB, ALUM, 3W, SLIP TOP	SPAN WIRE	P3
10	3015	HUB, BRNZ, 3W, SLIP TOP	SPAN WIRE	P3



800.345.6329

99

www.trafficparts.com


©Traffic Parts, Inc.

Traffic Parts,

Component parts for
SPAN WIRE

Pic# P/N Description:

1	5287	HUB, IRON, 3W, THRD TOP	SPAN WIRE	P3
1	2581	HUB, ALUM, 3W, THRD TOP	SPAN WIRE	P3
2	2994	HUB, IRON, 4W, SLIP TOP	SPAN WIRE	P3
2	5093	HUB, ALUM, 4W, SLIP TOP	SPAN WIRE	P3
2	4459	HUB, BRNZ, 4W, SLIP TOP	SPAN WIRE	P3
3	5288	HUB, IRON, 4W, THRD TOP	SPAN WIRE	P3
3	2580	HUB, ALUM, 4W, THRD TOP	SPAN WIRE	P3
4	2998	COVER PLATE, ROUND HUBS	AL, 3W/4W	P1
5	6332	COVER PLATE, SQUARE HUBS	AL, 3W/4W	P1
6	5101	HUB, ALUM, 3W, NPT TOP HOLE	W/COVER, 5SS	P3
7	2954	HUB, ALUM, 4W, NPT TOP HOLE	W/COVER, 6SS	P3
8	2544	SPAN WIRE HANGER, HD GALV	6", U-BOLT	P2
8	5599	SPAN WIRE HANGER, 6", GALV	U-BOLT, SSHDW	P2
9	5600	SPAN WIRE HANGER, 6", GALV	L-BOLT	P2
9	5601	SPAN WIRE HANGER, 6", GALV	L-BOLT, SSHDW	P2
10	1504	SPAN WIRE HANGER, 6", ALUM	U-BOLT	P2
10	5602	SPAN WIRE HANGER, 6", ALUM	U-BOLT, SSHDW	P2
10	4369	SPAN WIRE HANGER, 6", ALUM	U-BOLT, SSBUSH	P2
10	5604	SPAN WIRE HANGER, 6", ALUM	U-BOLT, SSBUSH, SSHDW	P2



800.345.6329

100

www.trafficparts.com


©Traffic Parts, Inc.

Traffic Parts,

Component parts for
SPAN WIRE

Pic# P/N Description:

1	932	SPAN WIRE HANGER, 6", ALUM	L-BOLT	P2
1	5603	SPAN WIRE HANGER, 6", ALUM	L-BOLT, SSHDW	P2
1	5605	SPAN WIRE HANGER, 6", ALUM	L-BOLT, SSBUSH	P2
1	5606	SPAN WIRE HANGER, 6", ALUM	L-BOLT, SSBUSH, SSHDW	P2
2	4780	SPAN WIRE HANGER, HD GALV	9", U-BOLT, EXTEND DROP	P2
2	5607	SPAN WIRE HANGER, 9", GALV	U-BOLT, EXT DROP, SSHDW	P2
2	3070	SPAN WIRE HANGER, 9", BRONZ	U-BOLT, EXTEND DROP	P2
2	5610	SPAN WIRE HANGER, 9", BRONZ	U-BOLT, EXT DROP, SSHDW	P2
3	5608	SPAN WIRE HANGER, 9", GALV	L-BOLT, EXT DROP	P2
3	5609	SPAN WIRE HANGER, 9", GALV	L-BOLT, EXT DROP, SSHDW	P2
3	5611	SPAN WIRE HANGER, 9", BRONZ	L-BOLT, EXT DROP	P2
3	5612	SPAN WIRE HANGER, 9", BRONZ	L-BOLT, EXT DROP, SSHDW	P2
4	2772	SPAN WIRE, LOCKING BAR	IRON	
4	2771	SPAN WIRE, LOCKING BAR	ALUMINUM	
5	937	SPAN WIRE, 2W TOP ASSY	AL, TRISTUD, 17"C/C, YEL	
6	936	SPAN WIRE, 2W BOTT ASSY	AL, MONOSTUD, 17"C/C, YEL	
7	5121	SPAN WIRE, 2W TOP/BOTT ASY	AL, TRI UP/MONO LWR, 17"C/C	
8	2668	SPAN WIRE, 2W CROSS TOP	IRON, W/ELBOW, 17"C/C, YEL	
8	5222	SPAN WIRE, 2W CROSS TOP	AL, W/ELBOW, 21"C/C, YEL	
9	2671	SPAN WIRE, 2W HUB TOP	IRON, W/ELBOW, 17"C/C, SPCCL	
10	5526	SPAN WIRE, 2W BOTT ASSY	AL, FLAT, TRIS, 17"C/C, YEL	
10	6008	SPAN WIRE, 2W BOTT ASSY	IRON, FLAT, TRIS, 17"C/C	



800.345.6329

101

www.trafficparts.com

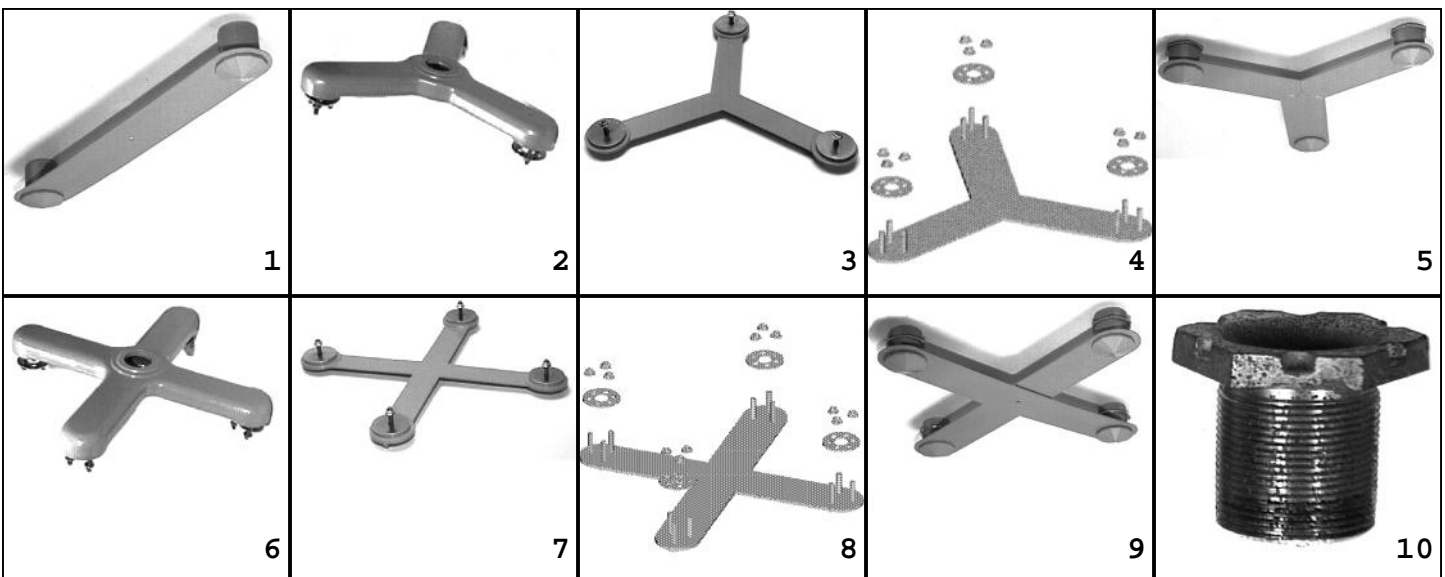
©Traffic Parts, Inc.

Traffic Parts,

Component parts for
SPAN WIRE

Pic# P/N Description:

1	2689	SPAN WIRE, 2W BOTT ASSY	IRON, FLAT, W/CLS, 17"C/C, YL
1	2827	SPAN WIRE, 2W BOTT ASSY	IRON, FLAT, W/CLS, 17"C/C
1	3911	SPAN WIRE, 2W BOTT ASSY	AL, FLAT, W/CLS, 17"C/C
1	3912	SPAN WIRE, 2W BOTT ASSY	AL, FLAT, W/CLS, 17"C/C, YEL
1	3824	SPAN WIRE, 2W BOTT ASSY	AL, FLAT, W/CLS, 21"C/C
1	3827	SPAN WIRE, 2W BOTT ASSY	AL, FLAT, W/CLS, 21"C/C, YEL
2	935	SPAN WIRE, 3W TOP ASSY	AL, TRISTUD, 8.5"RD, YEL
2	6714	SPAN WIRE, 3W TOP ASSY	AL, TRISTUD, 8.5"RD
3	934	SPAN WIRE, 3W BOTT ASSY	AL, MONOSTUD, 8.5"RD, YEL
3	6716	SPAN WIRE, 3W BOTT ASSY	AL, MONOSTUD, 8.5"RD
4	5524	SPAN WIRE, 3W BOTT ASSY	AL, FLAT, TRISTUD, 8.5"RD
5	2690	SPAN WIRE, 3W BOTT ASSY	IRON, FLAT, W/CLS, 8.5"RD, YL
5	4007	SPAN WIRE, 3W BOTT ASSY	AL, FLAT, W/CLS, 8.5"RAD
5	3825	SPAN WIRE, 3W BOTT ASSY	AL, FLAT, W/CLS, 10.5"RAD
5	3828	SPAN WIRE, 3W BOTT ASSY	AL, FLAT, W/CLS, 10.5"RAD, YL
6	933	SPAN WIRE, 4W TOP ASSY	AL, TRISTUD, 17"C/C, YEL
6	6715	SPAN WIRE, 4W TOP ASSY	AL, TRISTUD, 17"C/C
7	938	SPAN WIRE, 4W BOTT ASSY	AL, MONOSTUD, 17"C/C, YEL
7	6717	SPAN WIRE, 4W BOTT ASSY	AL, MONOSTUD, 17"C/C
8	5525	SPAN WIRE, 4W BOTT ASSY	AL, FLAT, TRISTUD, 17"C/C
9	2691	SPAN WIRE, 4W BOTT ASSY	IRON, FLAT, W/CLS, 17"C/C, YL
9	4006	SPAN WIRE, 4W BOTT ASSY	AL, FLAT, W/CLS, 17"C/C
9	3826	SPAN WIRE, 4W BOTT ASSY	AL, FLAT, W/CLS, 21"C/C
9	3829	SPAN WIRE, 4W BOTT ASSY	AL, FLAT, W/CLS, 21"C/C, YEL
10	2593	LOCK NIPPLE, FE, GALV, HEX	2"LONG, FOR NPSL P2
10	5617	LOCK NIPPLE, ALUM, HEX	2"LONG, FOR NPSL P2



800.345.6329

102

www.trafficparts.com


©Traffic Parts, Inc.

Traffic Parts,

Component parts for SPAN WIRE

Pic# P/N Description:

1	5618	LOCK NIPPLE, BRNZ, HEX	2" LONG, FOR NPSL	P2
2	659	LOCK NUT, IRON, GALV, HEX	NOTCHES, NPSL, NO SS	P1
2	232	LOCK NUT, AL, HEX	NOTCHES, NO SS	P1
3	2982	LOCK NUT, IRON, GALV, HEX	NOTCHES, W/2SS	P1
3	5280	LOCK NUT, AL, HEX	NOTCHES, W/2SS	P1
4	349	SHURLOCK RING, PC, YELLOW	2"IDX2 7/8"OD	P1
4	3914	SHURLOCK RING, PC, BLACK	2"IDX2 7/8"OD	P1
5	647	SHURLOCK RING, AL	FULL PIN, 2"IDX2 3/8"OD	P1
6	880	SHURLOCK RING, BRASS	FULL PIN, 2"IDX2 5/8"OD	P1
7	4036	NIPPLE, TBE, FE, 1.5"X2.75	GALV, 1.0NPTX1.75NPS	P2
8	5983	WASHER, TRISTUD, PLATED	CLOVER LEAF CENTER HOLE	
8	5984	WASHER, TRISTUD, STAINLESS	CLOVER LEAF CENTER HOLE	
9	3822	WASHER, MONOSTUD, PLATED	3/8"X2.5"ODX3/32" THICK	
9	6066	WASHER, MONOSTUD, STAINLESS	3/8"X2.5"ODX3/32" THICK	
10	2128	WASHER, STEEL, 1.5"		
10	2127	WASHER, RUBBER, 1.5"		
11	4398	NUT, FLANGED, PLATED	5/16-18	
11	6065	NUT, FLANGED, STAINLESS	5/16-18	



800.345.6329

103

www.trafficparts.com


©Traffic Parts, Inc.

Traffic Parts,

Component parts for
SPAN WIRE

Pic# P/N Description:

1	2592	WIRE ENTR CASTING, FEMALE	IRON, 1SS	P2
1	3012	WIRE ENTR CASTING, FEMALE	BRONZE, 1SS	P2
2	7149	WIRE ENTR CASTING, FEMALE	IRON, XLG WWAY, NPT, 2SS	P2
2	7091	WIRE ENTR CASTING, FEMALE	AL, XLG WWAY, 1SS	P2
3	5135	WIRE ENTR CASTING, MALE	IRON	P2
3	5136	WIRE ENTR CASTING, MALE	BRONZE	P2
4	2433	WIRE ENTR CASTING, FEMALE	AL, 1SS	P2
4	4471	WIRE ENTR CASTING, FEMALE	AL, SSBUSH, 1SS	P2
5	5137	WIRE ENTR CASTING, MALE	AL	P2
5	5252	WIRE ENTR CASTING, MALE	AL, SSBUSH	P2
6	4458	WIRE ENTR CASTING, TRISTUD	AL	P2
6	4472	WIRE ENTR CASTING, TRISTUD	AL, SSBUSH	P2
7	931	WIRE ENTR ASSY, 1W, TRISTUD	AL, YELLOW	
7	4370	WIRE ENTR ASSY, 1W, TRISTUD	AL, W/SSBUSH, SPEC CLR	
8	7584	WIRE ENTR ASSY, 1W, TRISTUD	AL, DRP TETH, PLTD, SPEC CLR	
8	7585	WIRE ENTR ASSY, 1W, TRISTUD	AL, DRP TETH, SS, SPEC CLR	
9	6177	WIRE ENTR ASSY, 1W, TRISTUD	AL, SSBUSH, SPEC CLR	
9	6178	WIRE ENTR ASSY, 1W, TRISTUD	AL, SSBUSH, SSHDW, SPC CLR	
10	6179	WIRE ENTR ASSY, 2W, TRISTUD	AL, SSBUSH, SPEC CLR	
10	6180	WIRE ENTR ASSY, 2W, TRISTUD	AL, SSBUSH, SSHDW, SPC CLR	



800.345.6329

104

www.trafficparts.com


©Traffic Parts, Inc.

Traffic Parts,

Component parts for
SPAN WIRE

Pic# P/N Description:

1	7586	WIRE ENTR ASSY, 2W, TRISTUD	AL, OPN COMB, PLTD, SPEC CLR
1	7587	WIRE ENTR ASSY, 2W, TRISTUD	AL, OPN COMB, SS, SPEC CLR
2	2545	WIRE ENTR ASSY, 1W, FEMALE	IRON, YEL
2	4141	WIRE ENTR ASSY, 1W, FEMALE	BRONZE, SPEC CLR
3	3005	WIRE ENTR ASSY, 1W, MALE	IRON, TX SPEC, YEL
4	1030	WIRE ENTR ASSY, 1W, FEMALE	AL, W/2" LK NIPL, YEL
4	4371	WIRE ENTR ASSY, 1W, FEMALE	AL, W/2" LK NIPL, W/SSBUSH
5	2854	WIRE ENTR ASSY, MWAY, MALE	IRON, SPEC CLR
5	3512	WIRE ENTR ASSY, MWAY, MALE	W/LEAD WASHER, SPEC CLR
6	7092	WIRE ENTR ASSY, 1W, FEMALE	AL, W/2" LK NIPL, LG WEH P2
7	4144	GROMMET, EPDM, W/DIAPHRAM	1 1/4" X 1 1/2" X 1/4" GROOVE
8	6200	BUSHING, PLASTIC, 1 1/4"	THREADED, GRAY
9	1137	PLUG, PLASTIC, YEL, 2"	FOR SIGNAL TOP/BOTTOM
9	3473	PLUG, PLASTIC, BLK, 2"	FOR SIGNAL TOP/BOTTOM
10	3171	SIGNAL CLOSURE ASSY	AL, YELLOW
10	5808	SIGNAL CLOSURE ASSY	AL, GREEN
10	5809	SIGNAL CLOSURE ASSY	AL, BLACK
11	1049	SIGNAL CLOSURE ASSY	PLASTIC, YELLOW P2



800.345.6329

105

www.trafficparts.com

©Traffic Parts, Inc.

Traffic Parts,


Component parts for
SPAN WIRE

Pic# P/N Description:

1	6082	SIGNAL CLOSURE ASSY	PLASTIC, BLACK	P2
2	4140	SIGNAL MOUNT KIT, 1W, IRON	SPAN WIRE & MAST ARM	
3	6729	TUBE HGR KIT, 2", AL, U-BOLT	1.5" FNPSL, 2SS, PLTHDW	P2
3	6730	TUBE HGR KIT, 2", AL, U-BOLT	1.5" FNPSL, 2SS, SSHDW	P2
4	7651	TUBE HGR KIT, 2", AL, H DUTY	1.5" FNPSL, 2SS, SSHDW	P4
5	7582	TUBE SADDLE KIT	4-SS STUDS, SSHDW	P2

Component parts for SIDE OF POLE

6	1292	CLAM-DOOR 2 MOUNTING	3POS BLOCK, SPEC COLOR	
7	1290	CLAM-DOOR 3 MOUNTING	10POS BLOCK, SPEC COLOR	
8	2317	CLAMP, POLE, ORNAMENTAL	1W, 4 1/2" POLE	P4
8	5933	CLAMP, POLE, ORNAMENTAL	1W, 3 1/2" POLE	P4
9	2318	CLAMP, POLE, ORNAMENTAL	2W, 4 1/2" POLE	P4
10	2405	POLE PLATE, BANDING, AL	4 1/2" POLE OR LARGER	P2
10	657	POLE PLATE, BANDING, AL	4 1/2" POLE OR LGR, YELLOW	
10	5358	POLE PLATE, BANDING, AL	4 1/2" POLE, W/SET SCRW	P2



800.345.6329

106

www.trafficparts.com

©Traffic Parts, Inc.