

# Traffic Parts,

Component parts for  
**DISCONN HGRS**

## Pic# P/N Description:

1	1137	PLUG, PLASTIC, YEL, 2"	FOR SIGNAL TOP/BOTTOM
1	3473	PLUG, PLASTIC, BLK, 2"	FOR SIGNAL TOP/BOTTOM
2	3171	SIGNAL CLOSURE ASSY	AL, YELLOW
2	5808	SIGNAL CLOSURE ASSY	AL, GREEN
2	5809	SIGNAL CLOSURE ASSY	AL, BLACK
3	1049	SIGNAL CLOSURE ASSY	PLASTIC, YELLOW P2
3	6082	SIGNAL CLOSURE ASSY	PLASTIC, BLACK P2
4	5577	WING NUT ASSY	FOR DISCONNECT HGR DOOR

## Items with GENERAL APPL

5	5351	ADAPTER, 3M SIG-TRISTUD	CASTING ONLY	P2
6	3425	ADAPTER, 3M SIG-1.5"MNPS	PLTD HDWR	P2
7	5118	ADAPTER, TRI-1.5"MNPS	PLTD HDWR	P2
7	7550	ADAPTER, TRI-1.5"MNPS	SS HDWR	P2
8	2072	ADAPTER, TRI-1.5"FNPSL, 2SS	PLTD HDWR, 2.5"OAL	P2
8	2077	ADAPTER, TRI-1.5"FNPSL, 2SS	SS HDWR, 2.5"OAL	P2
9	2067	ADAPTER, TRI-1.5"FNPSL, 1SS	PLTD HDWR, 1.5"OAL	P2
10	4144	GROMMET, EPDM, W/DIAPHRAM	1 1/4"X1 1/2"X1/4" GROOVE	
	6346	GROMMET, SBR, 60DURO	1/2"X3/4"ODX1/4" GROOVE	
	7193	GROMMET, SBR, 60DURO	3/4"X1"X1/4" GROOVE	



**800.345.6329**

**119**

**www.trafficparts.com**


©Traffic Parts, Inc.

# Traffic Parts,

Items with  
**GENERAL APPL**

## Pic# P/N Description:

1	6200	BUSHING, PLASTIC, 1 1/4"	THREADED, GRAY	
2	347	CAP, CLOSURE, PLASTIC, SHORT	1.5 X 7/8, YELLOW	P1
2	6140	CAP, CLOSURE, PLASTIC, SHORT	1.5 X 7/8, BLACK	P1
3	1109	CAP, CLOSURE, AL, FOR NPT	1.5 X 5/8"	P1
3	6028	CAP, CLOSURE, AL, FOR NPS	1.5 X 5/8	P1
3	231	CAP, CLOSURE, AL, MNPS	1.5 X 5/8", YELLOW	
4	1110	CAP, CLOSURE, AL	1.5 X 2"	P1
4	695	CAP, CLOSURE, AL	1.5 X 2", YELLOW	
5	3171	SIGNAL CLOSURE ASSY	AL, YELLOW	
5	5808	SIGNAL CLOSURE ASSY	AL, GREEN	
5	5809	SIGNAL CLOSURE ASSY	AL, BLACK	
6	1049	SIGNAL CLOSURE ASSY	PLASTIC, YELLOW	P2
6	6082	SIGNAL CLOSURE ASSY	PLASTIC, BLACK	P2
7	5265	PLUG, PLASTIC, RED	1/2"NPT, FOR 3/4" HOLE	
7	5281	PLUG, PLASTIC, YELLOW	3/4"NPT	
7	5270	PLUG, PLASTIC, YELLOW	1"NPT	
7	7346	PLUG, PLASTIC, BLACK	1"NPT	
7	6316	PLUG, PLASTIC, YELLOW	FOR THIN WALL 1 1/4"NPT	
7	5225	PLUG, PLASTIC, BLACK	FOR 1.5" PIPE	
7	1137	PLUG, PLASTIC, YEL, 2"	FOR SIGNAL TOP/BOTTOM	
7	3473	PLUG, PLASTIC, BLK, 2"	FOR SIGNAL TOP/BOTTOM	
8	5176	CLAMP, MUFFLER, 2"	ZN YELL PLT, W/NUTS	
9	2595	ELBOW, IRON, NPSL	STANDARD	P2
9	653	ELBOW, IRON, NPSL	STANDARD, YELLOW	
10	4363	ELBOW, IRON, NPSL	STANDARD, W/2SS	P2
10	7007	ELBOW, IRON, NPSL, HD GALV	STANDARD, W/2SS	P2



**800.345.6329**

**120**

**www.trafficparts.com**


©Traffic Parts, Inc.

# Traffic Parts,

Items with  
**GENERAL APPL**

## Pic# P/N Description:

1	5348	ELBOW, IRON, NPSL	STD, W/3SS, SPEC COLOR	
2	2596	ELBOW, IRON, NPSL	STANDARD, W/SLOTS	P2
3	2130	ELBOW, IRON, NPSL	STANDARD, W/SLOTS, W/2SS	P2
4	3498	ELBOW, IRON, NPSL	REAMED 1 PORT, W/1SS	P2
4	6801	ELBOW, IRON, NPSL, HD GALV	REAMED 1 PORT, W/1SS	P2
5	652	ELBOW, IRON, NPSL	SHURLOCK	P2
5	4450	ELBOW, IRON, NPSL	SHURLOCK, YELLOW	
5	6375	ELBOW, IRON, NPSL, HD GALV	SHURLOCK	P2
6	4462	ELBOW, IRON, NPSL	SHURLOCK, W/2 SS	P2
6	7008	ELBOW, IRON, NPSL, HD GALV	SHURLOCK, W/2SS	P2
7	6376	ELBOW, IRON, NPSL, HD GALV	FLANGED	P2
8	3909	ELBOW, IRON, NPSL	SIDE OUTLET	P2
9	1276	ELBOW, AL, NPSL	SHURLOCK	P1
10	4366	ELBOW, AL, NPSL	SHURLOCK, W/2SS	P2
10	5274	ELBOW, AL, NPSL	SHURLOCK, W/2SS, YELLOW	
	4463	ELBOW, AL, NPSL	REAMED 1 PORT, W/1SS	P2
11	2390	ELBOW, AL, TRISTUD ASSY	SHURLOCK, PLTD HDWR	P2
11	7551	ELBOW, AL, TRISTUD ASSY	SHURLOCK, SS HDWR	P2



**800.345.6329**

**121**

**www.trafficparts.com**

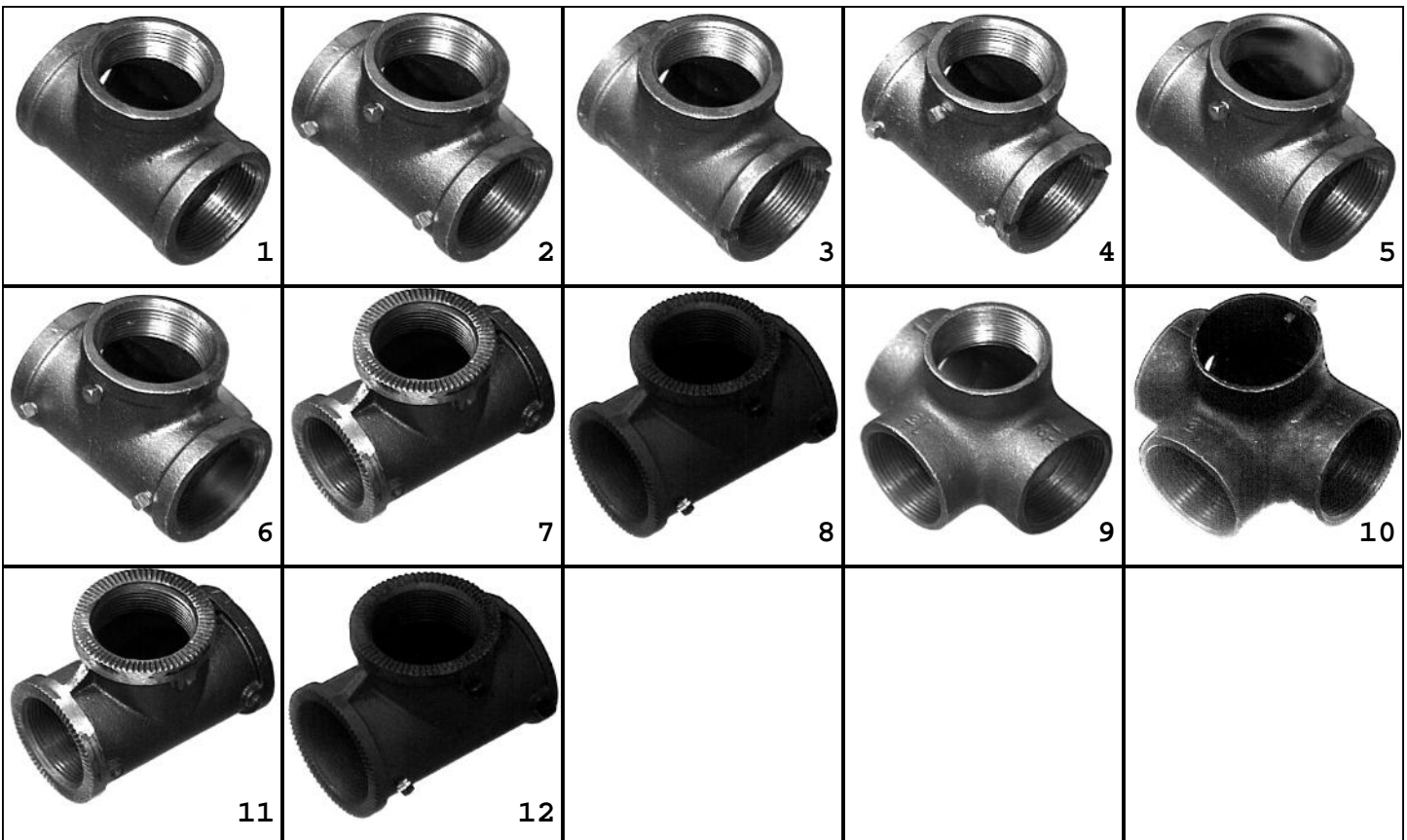
©Traffic Parts, Inc.

# Traffic Parts,

Items with  
**GENERAL APPL**

## Pic# P/N Description:

1	2597	TEE, IRON, NPSL	STANDARD	P2
1	6725	TEE, IRON, NPSL, HD GALV	STANDARD	P2
2	4364	TEE, IRON, NPSL	STANDARD, W/3SS	P2
3	2598	TEE, IRON, NPSL	STANDARD, W/SLOTS	P2
4	2131	TEE, IRON, NPSL	STANDARD, W/SLOTS, W/3SS	P2
5	2437	TEE, IRON, NPSL	REAMED OUTLET, W/1SS	P2
5	6802	TEE, IRON, NPSL, HD GALV	REAMED OUTLET, W/1SS	P2
6	2750	TEE, IRON, NPSL	REAMED RUN, W/3SS	P2
6	7006	TEE, IRON, NPSL, HD GALV	REAMED RUN, W/3SS	P2
7	651	TEE, IRON, NPSL	SHURLOCK RUN+OUTLET	P2
7	4451	TEE, IRON, NPSL	SHURLOCK, YELLOW	
7	6374	TEE, IRON, NPSL, HD GALV	SHURLOCK RUN+OUTLET	P2
8	4464	TEE, IRON, NPSL	SHURLOCK, W/3SS	P2
9	3910	TEE, IRON, NPSL, SIDE OUTLET		P2
10	5079	TEE, IRON, NPSL, SIDE OUTLET	REAMED OUTLET, W/1SS	P2
11	1187	TEE, AL, NPSL	SHURLOCK OUTLET+RUN	P2
12	4367	TEE, AL, NPSL	SHURLOCK RUN/OUTL, 3SS	P2
12	5847	TEE, AL, NPSL	SHURLOCK, W/3SS, YELLOW	



**800.345.6329**

**122**

**www.trafficparts.com**

©Traffic Parts, Inc.

# Traffic Parts,

Items with  
**GENERAL APPL**

## Pic# P/N Description:

1	3200	TEE,AL,NPSL	REAMED OUTLET,W/3SS	P2
2	110	TEE,AL,NPSL	REAMED RUN,W/4SS	P2
2	5275	TEE,AL,NPSL	REAMED RUN,W/4SS,YELL	
3	3867	TEE,AL,TRISTUD ON OUTLET	SHURLOCK OUTLET,1PORT	P2
4	3866	TEE,AL,TRISTUD ON RUN	SHURLOCK OUTLET,1PORT	P2
5	2599	CROSS,IRON,NPSL	STANDARD	P2
5	6726	CROSS,IRON,NPSL,HD GALV	STANDARD	P2
6	4365	CROSS,IRON,NPSL	STANDARD,W/4SS	P2
7	2600	CROSS,IRON,NPSL	STANDARD,W/SLOTS	P2
8	2132	CROSS,IRON,NPSL	STANDARD,W/SLOTS,W/4SS	P2
9	2782	CROSS,IRON,NPSL	REAMED 1 PORT,W/1SS	P2
10	4449	CROSS,IRON,NPSL	SHURLOCK	P2
10	4452	CROSS,IRON,NPSL	SHURLOCK,YELLOW	
11	4461	CROSS,IRON,NPSL	SHURLOCK,W/4SS	P2
12	3472	CROSS,AL,NPSL	SHURLOCK	P2
13	1188	CROSS,AL,NPSL	SHURLOCK,W/4SS	P2
13	5860	CROSS,AL,NPSL	SHURLOCK,W/4SS,YELLOW	
13	6710	CROSS,AL,NPSL,SLIP 2PORTS	SHURLOCK,W/5SS,YELLOW	



**800.345.6329**

**123**

**www.trafficparts.com**


©Traffic Parts, Inc.

# Traffic Parts,

Items with  
**GENERAL APPL**

## Pic# P/N Description:

1	2777	LOCK NIPPLE, FE, HEX	1 1/8"LONG, FOR NPT	P2
1	881	LOCK NIPPLE, FE, HEX	1 1/8"LONG, FOR NPT, YEL	
2	2594	LOCK NIPPLE, FE, GALV, HEX	1 5/8"LONG, FOR NPT	P2
2	3772	LOCK NIPPLE, FE, GALV, HEX	1 5/8"LONG, FOR NPSL	P2
2	649	LOCK NIPPLE, FE, HEX	1 5/8"LONG, FOR NPSL, YEL	
2	904	LOCK NIPPLE, BRNZ, HEX	1 5/8"LONG, FOR NPSL	P2
3	4290	LOCK NIPPLE, AL, HEX	1 5/8"LONG, FOR NPSL	P2
4	2593	LOCK NIPPLE, FE, GALV, HEX	2"LONG, FOR NPSL	P2
4	5617	LOCK NIPPLE, ALUM, HEX	2"LONG, FOR NPSL	P2
4	5618	LOCK NIPPLE, BRNZ, HEX	2"LONG, FOR NPSL	P2
5	1111	LOCK NIPPLE, AL, OCTAGONAL	1 3/8"LONG, W/CAST WSHR	P2
5	1112	LOCK NIPPLE, AL, OCTAGONAL	1 3/4"LONG, W/CAST WSHR	P2
6	659	LOCK NUT, IRON, GALV, HEX	NOTCHES, NPSL, NO SS	P1
6	232	LOCK NUT, AL, HEX	NOTCHES, NO SS	P1
7	2982	LOCK NUT, IRON, GALV, HEX	NOTCHES, W/2SS	P1
7	5280	LOCK NUT, AL, HEX	NOTCHES, W/2SS	P1
8	4036	NIPPLE, TBE, FE, 1.5"X2.75	GALV, 1.0NPTX1.75NPS	P2
8	4163	NIPPLE, ALLTHREAD, FE	GALV, 1.5" X 4.5"NPS	P2
8	5273	NIPPLE, 4"OAL, NPT, GALV	FE, THRD1XTHRD1, YELLOW	
9	3478	NIPPLE, CLOSE, FE	1.5" X 1 3/4"	P2
9	2751	NIPPLE, CLOSE, FE, GALV	1.5"X1 3/4", NPTXNPT	P2
10	5748	RE BUSHING, 1.5" TO 1"	PLATED STEEL	
10	7114	RE BUSHING, 1.25" TO 1"	PLATED STEEL	
10	7163	RE BUSHING, 1.25" TO .75"	PLATED STEEL	
10	7370	RE BUSHING, 1.5" TO .75"	PLATED STEEL	
10	7369	RE BUSHING, 1.5" TO .5"	PLATED STEEL	



**800.345.6329**

**124**

**www.trafficparts.com**


©Traffic Parts, Inc.

# Traffic Parts,

Items with  
**GENERAL APPL**

## Pic# P/N Description:

	2779	PIPE CAP, 1.5", IRON, GALV	NPT	P1
1	2780	COUPLING, 1.5", IRON, GALV	NPS	P1
1	5625	COUPLING, 1.5", AL	NPS	P1
2	3480	COUPLING, IRON, GALV	NOTCHED, W/2SS	P2
2	5140	COUPLING, AL	NOTCHED, W/2SS	P2
3	349	SHURLOCK RING, PC, YELLOW	2"IDX2 7/8"OD	P1
3	3914	SHURLOCK RING, PC, BLACK	2"IDX2 7/8"OD	P1
4	647	SHURLOCK RING, AL	FULL PIN, 2"IDX2 3/8"OD	P1
5	2778	SHURLOCK RING, AL	DBL SIDE, 2"IDX2 3/8"OD	P1
6	648	SHURLOCK RING, AL	HALF PIN, 2"IDX2 5/8"OD	P1
6	3497	SHURLOCK RING, BRASS	HALF PIN, 2"IDX2 5/8"OD	P1
7	880	SHURLOCK RING, BRASS	FULL PIN, 2"IDX2 5/8"OD	P1
8	3010	SHURLOCK RING, BRASS	DBL SIDE, 2"IDX2 5/8"OD	P1
9	5750	SIGN CLAMP, 1.5" PIPE	HVY DUTY, 8"BLADE	P1
9	7157	SIGN CLAMP, 1.5" PIPE	HVY DUTY, 16"BLADE	P1
10	5082	SIGNAL MOUNT KIT, 1W, AL	FRAMEWORK	
11	5083	SIGNAL MOUNT KIT, 1W, AL	SPAN WIRE & MAST ARM	
12	6070	SUPPORT PLATE KIT	FOR CH PC SIGNALS	P2



**800.345.6329**

**125**

**www.trafficparts.com**


©Traffic Parts, Inc.

# Traffic Parts,

Items with  
**GENERAL APPL**

## Pic# P/N Description:

1	556	SUPPORT PLATE KIT	EAGLE	P3
2	430	SUPPORT PLATE,PC SIGNAL	EAGLE,OUTSIDE MOUNT	P2
3	429	SUPPORT PLATE,PC SIGNAL	EAGLE,INSIDE MOUNT	P2
4	5501	TEMPLATE,SQR/OCT BASE	BOLT CIRCLE 12.75"	
5	3822	WASHER,MONOSTUD,PLATED	3/8"X2.5"ODX3/32" THICK	
5	6066	WASHER,MONOSTUD,STAINLESS	3/8"X2.5"ODX3/32" THICK	
6	2127	WASHER,RUBBER,1.5"		
6	2128	WASHER,STEEL,1.5"		
6	2781	WASHER,CORK,1.5"		
7	3100	WASHER,SPLIT,GALV	3/8"WX2" IDX2 3/4" OD	P1
8	3450	WASHER,TRISTUD,PLATED	ROUND CENTER HOLE	
8	6984	WASHER,TRISTUD,STAINLESS	ROUND CENTER HOLE	
9	5983	WASHER,TRISTUD,PLATED	CLOVER LEAF CENTER HOLE	
9	5984	WASHER,TRISTUD,STAINLESS	CLOVER LEAF CENTER HOLE	
10	1071	KIT,TRISTUD	PLATED,ROUND CENTER HOLE	
11	5585	LOCK RING,3/4",PLTD STEEL		
11	5586	LOCK RING,1",PLTD STEEL		
11	1135	LOCK RING,1.5"	PLATED STEEL	



**800.345.6329**

**126**

**www.trafficparts.com**

©Traffic Parts, Inc.



# Traffic Parts,


Items with  
**GENERAL APPL**

## Pic# P/N Description:

1	2159	WRENCH, SPANNER, IRON, GALV	10" HANDLE
	5727	PAINT, TOUCH UP, DARK GREEN	12 OZ SPRAY CAN
	5728	PAINT, TOUCH UP, YELLOW	12 OZ SPRAY CAN

## Component parts for PUSHBUTTONS

2	869	PUSHBUTTON, POLICE	12 FOOT CORD W/PIGTAILS
3	3131	SEAL, POLICE PB SWITCH	
4	553	SWITCH, PUSHBUTTON	W/O RBOOT, S01, S10, T10
5	552	COVER, DUST	S01
6	4802	SWITCH, PUSHBUTTON	W/BOOT, S01, S10, T10
7	3120	SWITCH, PUSHBUTTON, W/BRKT	S02, S03
8	3819	RUBBER SHIELD, PUSHBUTTON	S03
8	2718	RUBBER SHIELD, PUSHBUTTON	EAGLE
9	6823	SWITCH, PUSHBUTTON, 1NO/1NC	S04, S06, S09, S11, T11
10	1668	SWITCH ASSY, PUSHBUTTON	S04
11	5258	SWITCH, PUSHBUTTON	S02, S03, S08



**800.345.6329**

**127**

**www.trafficparts.com**

©Traffic Parts, Inc.